

LRS SERIES Outdoor Lighting

LED RESIDENTIAL LANTERNS WITH PHOTOCELL

LRS-C-MCT-D

MCT ARCHITECTURAL OUTDOOR/INDOOR LED WALL LIGHTS

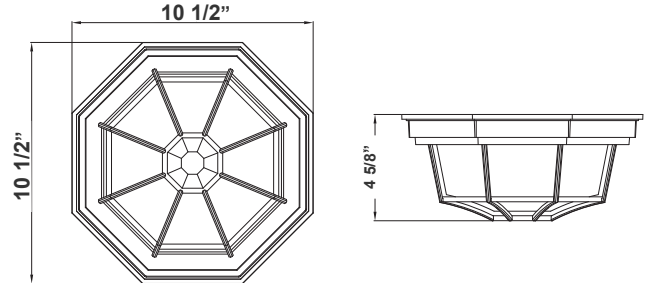
WESTGATE
THE FUTURE IS HERE...AND IT'S QUITE BRIGHT!

Customer Name: _____

Project Name: _____

Note: _____

Type: _____



10 1/2"(L) x 10 1/2"(W) x 4 5/8"(D)

LED Residential Lanterns With Photocell Is Ideal For General Site lighting, Loading Docks, Doorway, Pathway And Parking Areas.

Features

- Back plate: Die-cast aluminum
- Polycarbonate Lens
- Multi CCT Switch is Inside Fixture
- 7-Year Warranty
- Includes pre-wired photocell

Technical Specifications

Electrical:

- Voltage: 120V AC, 60 Hz
- Wattage: 12W
- Power Factor: 0.95
- Efficacy: 92 LM/W

Mechanical:

- Aluminum Housing With Powder Coated
- Frosted Glass Lens
- Includes Pre-Wired Photocell
- Operating Temperature: -40°F to 104°F
- Lifespan: 70,000 hr.
- IP Rating: IP65

Lighting:

- Multi CCT Switch is Inside Fixture
- LED: DOB
- Total Lumens: 1100LM
- Color Temperature: 3000K/4000K/5000K
- Color Rendering index: >80
- Beam Angle: 90° x 110°
- Rated Life: 70,000 Hrs

Applications:

- LED Wall Pack With Double-Walled Clear/frosted Lens Is Ideal For General Site Lighting, Loading Docks, Doorway, Pathway And Parking Areas.

Other Models:

- 12W | 1100LM | LRS-D-30K-D
- 12W | 1100LM | LRS-D-40K-D

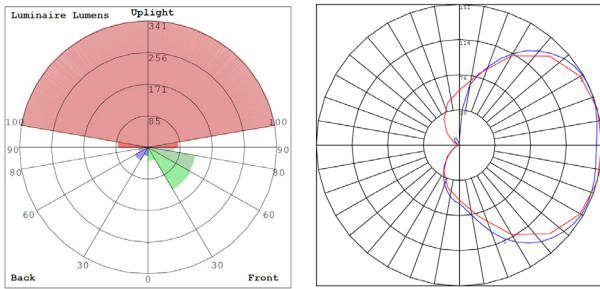


Phone: (877) 805-2252 | Fax: (877) 805-2252
www.westgatemfg.com

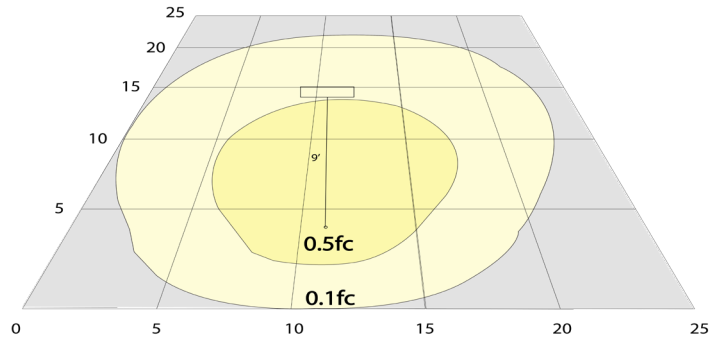


WG-03012023

Photometrics: LRS-C-MCT-D



BUD Rating: B0-U3-G1



12W 4000K Area 25'x 25' Mounting Height: 9'

Other Views:



Side View



Front View



Night View

Performance Table: LRS-C-MCT-D

MODEL NO.	Wattage	Voltage	Lumens	Color Temp.	BUG Rating	LPW
LRS-C-MCT-D	12W	120V	1100LM	3000K 4000K 5000K	B0-U3-G1	92

Sample Ordering

Model
Color Temp.
Housing

LRS -
 C -
 MCT -
 D

Other Models:



LRS-B-40K-PC

